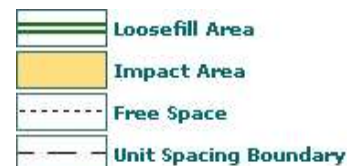
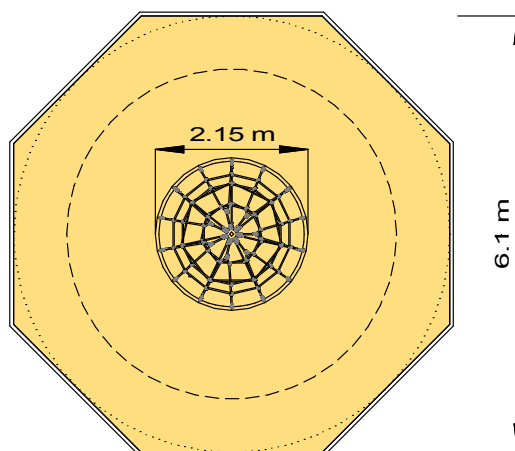
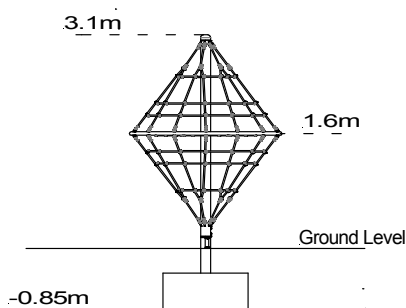


# Climbers – Cone Climber 3.0m



## Technical Information

### Equipment Dimensions

Length / Width / Height **2.15m x 2.15m x 3.0m**

### Surfacing and Area Required

Minimum Space Required L/W/H **6.15m x 6.15m x 4.9m**

Max Gradient of Ground **1 in 50**

Free Height of Fall **1.6m**

Impact Area - Wetpour **31.33m<sup>2</sup>**

Loosefill At 250mm **8m<sup>3</sup>**

Bark / Cushionfall / Sand **41m<sup>2</sup>**

Grasslok **41m<sup>2</sup>**

### Installation Information

Overall Weight **110kg**

Heaviest Part **85kg**

Largest Part **2.15m x 2.15m x 0.2m**

Longest Part **2.9m**

Concrete Required **0.72m<sup>3</sup>**

TUV CERTIFIED TO BS EN 1176