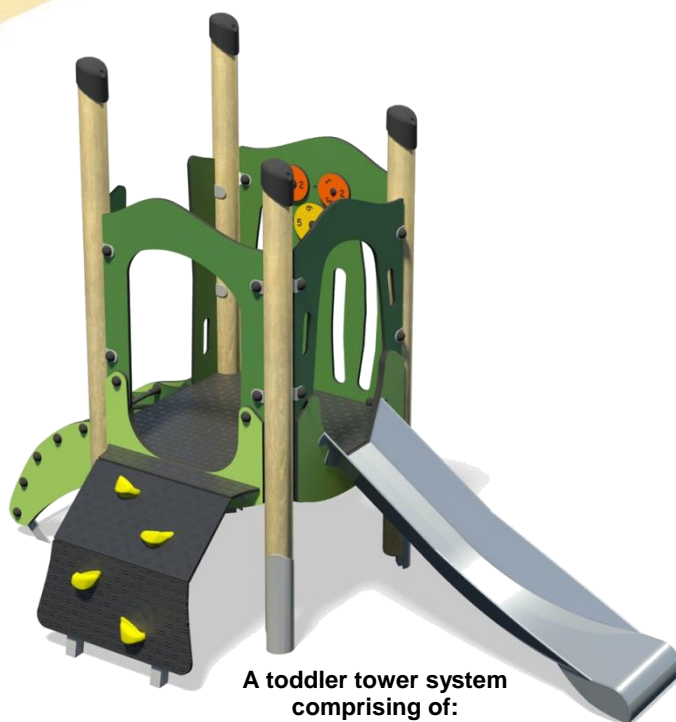


# Little Hamlets – Tothill Plus

**Playdale**  
Playgrounds



**A toddler tower system comprising of:**

- Square Tower (0.55m)
- Slide (0.55m)
- Arched Ramp (0.55m)
- Arched Net (0.55m)
- Adding Wheel Play Panel

 **Option A-**  
Light Blue/Yellow

 **Option B-**  
Purple/Yellow

 **Option C-**  
Green  
(Shown)

**Code – LTH/OTH/\*2**

## Age

2-5 years

## Materials

Laminated Timber

Compact Grade Laminate (CGL)

Galvanised or Painted Mild Steel

Nylon Steel Cored Rope

Stainless Steel Slide

Stainless Steel

Various Plastic Mouldings

## Technical Information

### Equipment Dimensions

Length / Width / Height **2.3m x 1.2m x 1.9m**

### Surfacing and Area Required

Recommended Minimum Space  
L/W/H **6.0m x 4.8m x 3.0m**

Max Gradient of Ground **1 in 50**

Free Height of Fall **0.55m**

Impact Area **15.78m<sup>2</sup>**

Synthetic Area  
(i.e. EPDM / Wetpour / Synthetic Grass etc.) **11.52m<sup>2</sup>**

Loosefill at 150mm  
(i.e. Bark / Cushionfall / Sand) **4m<sup>3</sup>**

1m x 1m Grassmats **19m<sup>2</sup>**

### Installation Information

Steel Ground Fixed

Surface Fixed  
(if different)

Installation Time **2 Person(s) 6 Hour(s)**

Overall Weight **130kg**

Heaviest Part **11kg**

Largest Part **1.3m x 0.4m x 0.2m**

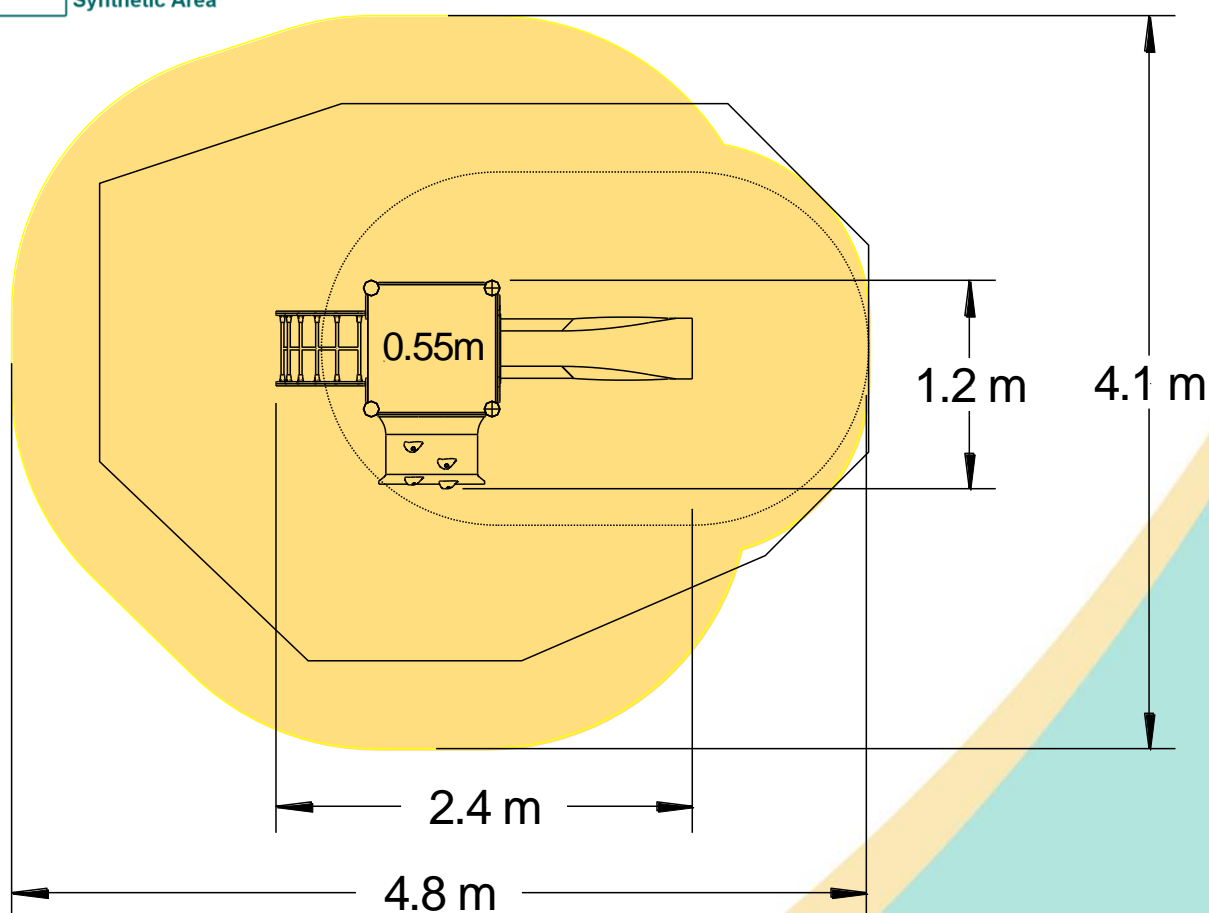
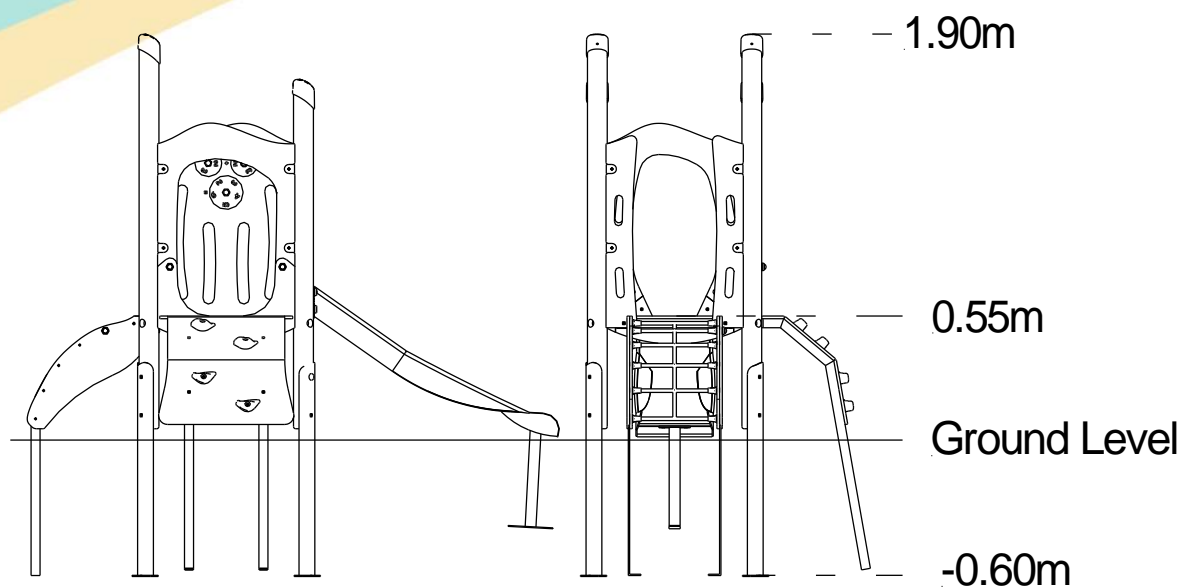
Longest Part **1.3m**

Concrete Required **0.5m<sup>3</sup>**

Certified to EN 1176

[Click here for more information & downloads](#)





[Click here for more information & downloads](#)

