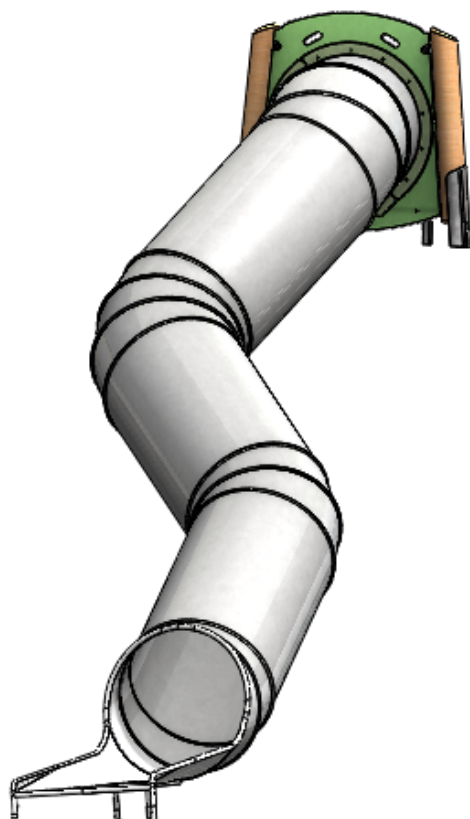


Embankment Stainless Steel Tube Slide (3.1m)



Code – ESTS(31)

Age

3-12 years

Materials

Stainless Steel

Compact Grade

Laminate

Galvanised Mild

Steel

Laminated Timber

Product Description

Stainless Steel Tube Slide mounted to a coloured CGL panel supported by steel mounted laminated poles. The entry section comprises of a textured CGL half-moon deck supported by galvanised steel frames

Technical Information

Equipment Dimensions

Length / Width / Height 6.7m x 1.5m x 1.2m

Surfacing and Area Required

Recommended Minimum Space
L/W/H 9.6m x 4.4m x 2.7m

Max Gradient of Ground 1 in 1.4

Free Height of Fall 1.0m

Impact Area 20.54m²

Synthetic Area
(i.e. EPDM / Wetpour / Synthetic Grass etc.) 11.72m²

Loosefill at 150mm
(i.e. Bark / Cushionfall / Sand) 3m³

Grasslok Tiles 15m²

Installation Information

SGF

SF (if different)

Installation Time 2 Person(s) 8 Hour(s)

Overall Weight 286kg 00kg

Heaviest Part 221kg 00kg

Largest Part 7m x 1.6m x 1.2m 0.0m x 0.0m x 0.0m

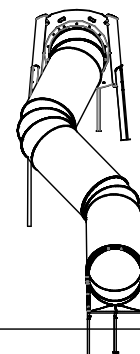
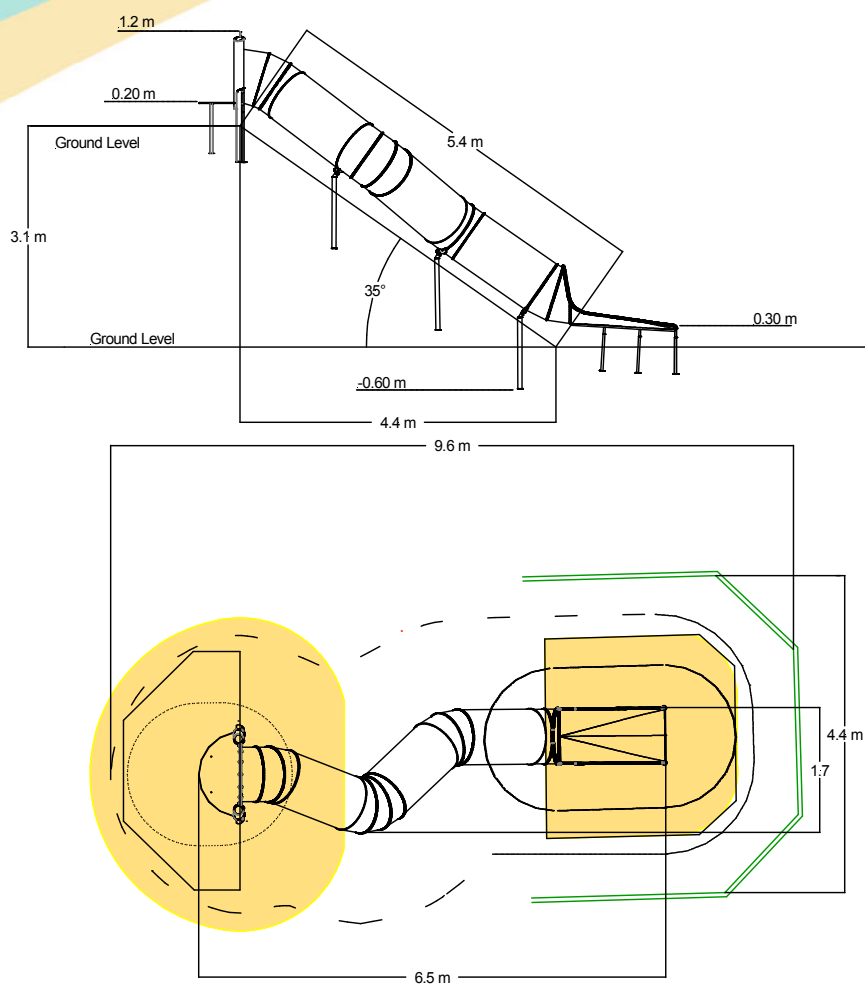
Longest Part 7m 0.0m

Concrete Required 0.5m³ 0.0m³

Certified to EN 1176

[Click here for more information & downloads](#)





- Impact Area
- Free Space
- Synthetic Area

[Click here for more information & downloads](#)

